

PMEX UPDATE

	WTI 80.99 	SELL		
		Entry	Stoploss	Take Profit
		82.28 - 81.37	83.02	80.29 - 79.74

The scrip is trading below its 50 DMA. The RSI resides at 41.

	GOLD 1,990.55 	SELL		
		Entry	Stoploss	Take Profit
		2001 - 1996	2,008.7	1985 - 1979

The scrip is trading above its 200 DMA. The RSI resides at 61.

	PLATINUM 936.0 	SELL		
		Entry	Stoploss	Take Profit
		942.71 - 939.04	944.83	931.55 - 925.23

The scrip is trading above its 50DMA . The RSI resides at 57.

	COPPER 3.70 	SELL		
		Entry	Stoploss	Take Profit
		3.7098 - 3.7039	3.74	3.676 - 3.6653

The scrip is trading below its 200 DMA. The RSI resides at 57.

	DOW 34,163 	BUY		
		Entry	Stoploss	Take Profit
		34052 - 34121	33,912	34261 - 34363

The index is trading above its 50 DMA. The RSI resides at 58.

	BRENT 85.28 	SELL		
		Entry	Stoploss	Take Profit
		86.26 - 85.63	86.91	84.67 - 84.22

The scrip is trading below its 50DMA. The RSI resides at 42.

	GAS 3.39 	SELL		
		Entry	Stoploss	Take Profit
		3.454 - 3.431	3.50	3.339 - 3.292

The scrip is trading above its 50 DMA. The RSI resides at 59.

	SILVER 23.25 	SELL		
		Entry	Stoploss	Take Profit
		23.415 - 23.321	23.60	23.137 - 22.893

The scrip is trading below its 200 DMA. The RSI resides at 55.

	COTTON 79.77 	SELL		
		Entry	Stoploss	Take Profit
		80.04 - 79.76	80.39	79.03 - 78.71

The scrip is trading above its 50DMA . The RSI resides at 58.

	S&P 500 4,378 	BUY		
		Entry	Stoploss	Take Profit
		4365.29 - 4373	4,344	4393.75 - 4410.11

The index is trading above its 200 DMA. The RSI resides at 57.

PMEX UPDATE

NASDAQ 15,182 	BUY		
	Entry	Stoploss	Take Profit
	15116 - 15157	15,020	15234 - 15269

The index is trading above its 50 DMA. The RSI resides at 57.

EUR-USD 1.0734 	BUY		
	Entry	Stoploss	Take Profit
	1.071 - 1.072	1.0681	1.075 - 1.0767

The scrip is trading above its 50 MA (4-hourly). The RSI resides at 62.

USD-JPY 149.55 	BUY		
	Entry	Stoploss	Take Profit
	149.24 - 149.43	148.73	149.98 - 150.34

The scrip is trading below its 50MA (4-hourly). The RSI resides at 50.

GBP-USD 1.2376 	BUY		
	Entry	Stoploss	Take Profit
	1.2343 - 1.2362	1.2304	1.2412 - 1.2442

The scrip is trading above its 50 MA (4-hourly). The RSI resides at 62.

* The risk meter is the graphical representation of the probability of the success of the trading signal.

Major Headlines

Oil prices rise as rate hike fears ease; China data deluge in focus

Oil prices rose in Asian trade on Monday amid easing fears of more Federal Reserve rate hikes, although anticipation of several economic readings this week, particularly from China, kept traders on edge. Markets were also encouraged by the prospect of tighter supplies, after major suppliers Saudi Arabia and Russia said they will maintain their ongoing supply reductions until the end of the year, heralding. [see more...](#)

Gold prices dip as risk appetite ramps up on Fed pause bets

Gold prices fell in Asian trade on Monday, as any relief over a potential pause in the Federal Reserve's rate hikes was largely offset by traders selling the yellow metal in favor of more risk-driven assets. Gold saw some strength last week as weaker-than-expected U.S. nonfarm payrolls data, coupled [see more...](#)

Dow futures tick higher amid Fed pause bets

US stock futures were trading higher during Sunday's evening deals after the major averages posted their best respective weeks so far this year following worse than expected nonfarm payrolls data. By 6:45 pm ET (11:45 pm GMT) Dow Jones Futures were 0.1% higher while, S&P 500 Futures and Nasdaq 100 Futures remained flat. Ahead in the week, investors will be watching trade balance data, wholesale. [see more...](#)

USD/JPY trades with a mild positive bias above mid-149.00s, lacks follow-through

The USD/JPY pair attracts some dip-buying on the first day of a new week and for now, seems to have stalled a three-day-old corrective decline from the 151.70 area, or its highest level since October 2022 touched last Tuesday. Spot prices. [see more...](#)

EUR/USD consolidates near multi-week top, remains below mid-1.0700s amid modest USD uptick

The EUR/USD pair oscillates in a narrow trading band during the Asian session on Monday and consolidates last week's strong gains to its highest level since September 14 touched on Friday. Spot prices, however, remain below mid-1.0700s in the wake of a modest US Dollar (USD) uptick. In fact, the USD Index (DXY), which tracks the Greenback against a basket of [see more...](#)

GBP/USD consolidates in a range below 1.2400 mark, near six-week top set on Friday

The GBP/USD pair kicks off the new week on a subdued note and consolidates Friday's strong move up its highest level since September 20. Spot prices currently trade around the 1.2375 region, nearly unchanged for the day, and remain at [see more...](#)

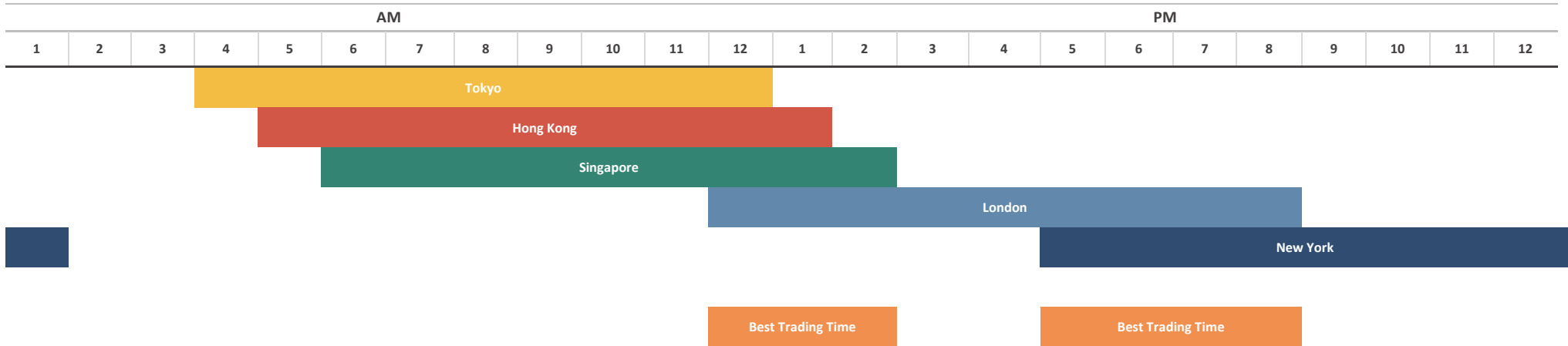
ECONOMIC CALENDAR

Event	Dates	Time	Currency	Importance	Actual	Forecast	Previous
Fed Chair Powell Speaks	08-Nov-23	7:15 PM	USD	High Volatility			
Crude Oil Inventories	08-Nov-23	8:30 PM	USD	High Volatility			0.774M
Initial Jobless Claims	09-Nov-23	6:30 PM	USD	High Volatility		215K	217K
Fed Chair Powell Speaks	10-Nov-23	12:00 AM	USD	High Volatility			
GDP (MoM) (Sep)	10-Nov-23	12:00 PM	GBP	High Volatility		-0.10%	0.20%
GDP (QoQ) (Q3)	10-Nov-23	12:00 PM	GBP	High Volatility		-0.10%	0.20%
GDP (YoY) (Q3)	10-Nov-23	12:00 PM	GBP	High Volatility		0.50%	0.60%

Source: Investing.com

FOREX MARKETS' STATISTICS

Forex Market Hours

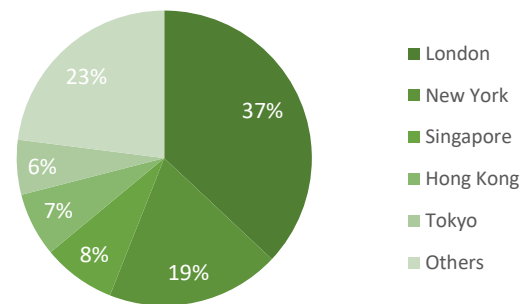


Note: This chart shows the normal forex trading times of all the major forex trading centers across the globe in Pakistan Standard Time.

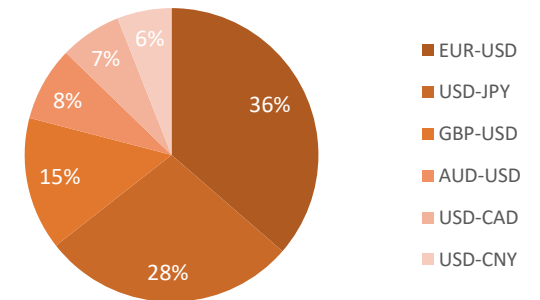
Forex Turnover by Counterparty



Markets' Share in Total Forex Turnover



Most Traded Currency Pairs



Sources: ACPL Research, Forexmarkethours, Dailyfx, Ig

DISCLAIMER

This report has been prepared by Abbasi and Company (Private) Limited and is provided for information purposes only. Abbasi and Company (Private) Limited (ACPL) is engaged in brokerage business of commodities futures in Pakistan and to provide the trading/ execution facility on Pakistan Mercantile Exchange (PMEX). There is risk of loss in trading in derivatives (futures). The author, directors and other employees of Abbasi and Company (Private) Limited and its affiliates cannot be held responsible for any loss in trading. Futures; futures on margin carries a high level of risk and may not be suitable for all investors. The high degree of leverage can work against the investor/ traders. Before deciding to invest in Commodity derivatives, you should carefully consider your investment objectives, level of experience, and risk appetite. The possibility exists that you could sustain a loss of some or all of your initial investment and therefore you should not invest money that you cannot afford to lose. You should be aware of all the risks associated with futures trading in commodities and other financial products. We take no responsibility for any loss made in investment on any instruments through us. In any event Abbasi and Company (Private) Limited, its affiliates, agents will not be liable to anyone for any decision made or action taken for investment/trading. Abbasi and Company (Private) Limited, its affiliates, directors and employees cannot be held responsible for any loss in trading due to any problem in connectivity; failure of system; technical problem in the software or any other reason whatever. All the reports/ recommendations/ trading calls/ opinions are advisory in nature and contains the opinions of the author, which are not to be construed as investment advices. The author, directors and other employees of Abbasi and Company (Private) Limited and its affiliates cannot be held responsible for the accuracy of the information presented herein or for the results of the positions taken based on the opinions expressed in the reports/ views from Abbasi and Company (Private) Limited. All the views/ recommendations/ trading calls and opinions are based on the information, which are believed to be accurate and no assurance can be given for the accuracy of these information.

Derivatives trading involve substantial risk. The valuation of the underlying may fluctuate, and as a result, clients may lose their entire original investment. In no event should the content of this research report be construed as an express or an implied promise, guarantee or implication by, or from, Abbasi and Company (Private) Limited that you will profit or that losses can, or will be, limited in any manner whatsoever. Past results are no indication of future performance. The information provided in this report is intended solely for informative purposes and is obtained from sources believed to be reliable. Information is in no way guaranteed. No guarantee of any kind is implied or possible where projections of future conditions are attempted. Investments in securities market are subject to market risks, read all the related documents carefully before investing.

All rights reserved by Abbasi and Company (Private) Limited. This report or any portion hereof may not be reproduced, distributed, or published by any person for any purpose whatsoever. Nor can it be sent to a third party without prior consent of Abbasi and Company (Private) Limited. Action could be taken for unauthorized reproduction, distribution, or publication.

The research analyst, primarily involved in the preparation of this report, certifies that (1) the views expressed in this report accurately reflect his/her personal views about the subject commodity/index /currency pair and (2) no part of his/her compensation was, is or will be directly or indirectly related to the specific recommendations or views expressed in this report.

DISCLOSURE

Following exchange rates are used to convert investment and profit values:

- USD/PKR: 285.1
- JPY/PKR: 1.88

To arrive at our Target Price, Abbasi & Company (Private) Limited uses following methods:

- Technical Analysis
- Fundamental Analysis

Furthermore, profit and returns are inclusive of all expenses including PMEX Fee, ACPL Fee & Sales Tax

RESEARCH DISSEMINATION POLICY

Abbasi & Company (Private) Limited endeavors to make all reasonable efforts to disseminate research to all eligible clients in a timely manner through either physical or electronic distribution such as email, fax mail etc. Nevertheless, all clients may not receive the material at the same time.

PREPARED BY

Haroon Abdul Razzaq
Phone: (+92) 42 38302028
Ext: 116
Email: haroon@abbasiandcompany.com

RESEARCH DEPARTMENT

6 - Shadman, Lahore
Phone: (+92) 42 38302028; Ext: 116, 117
Email: research@abbasiandcompany.com
web: www.abbasiandcompany.com

HEAD OFFICE

6 - Shadman, Lahore
Phone: (+92) 42 38302028
Email: support@abbasiandcompany.com
web: www.abbasiandcompany.com